

1979
2019
YEARS

ISO
PLAM

MADE IN
ITALY

concreativity



cartella colori

color chart
nuancier
Farbkarte

IT

La Cartella colori vuole essere una guida all'interpretazione e realizzazione delle infinite possibilità cromatiche, delle gradazioni e degli effetti che rendono i pavimenti e le superfici decorative Isoplam® capolavori di bellezza materica. La forza del cemento incontra la creatività del colore, per una personalizzazione massima.

ATTENZIONE

Tutti i colori rappresentati in questa cartella sono puramente indicativi, in quanto riproduzione fotografica della realtà.

EN

The color chart is a guide for the interpretation and realization of the infinite chromatic possibilities, shadings and effects on floors and decorative surfaces Isoplam®, masterpieces of materic beauty. The strength of the cement meets the creativity of the color, for maximum customization.

WARNING

All colors illustrated on this chart are purely indicative, because they are a photographic reproduction of the real colors.

FR

Le nuancier de la couleur est un guide pour l'interprétation et la réalisation des possibilités infinies de couleurs, de gradations et d'effets qui rendent les sols et les surfaces décoratives Isoplam® des chefs-d'œuvre de beauté matiériste. La résistance du béton répond à la créativité de la couleur, pour une personnalisation maximale.

ATTENTION

Toutes les couleurs représentées dans ce nuancier sont purement indicatives, vu que ce sont la reproduction photographique de la réalité.

DE

Die Farbkarte ist ein Leitfaden für die Interpretation und die Realisierung der unendlich vielen Farbmöglichkeiten, Schattierungen und Wirkungen, welche die Fußböden und Deko-Flächen Isoplam® zu Meisterwerken plastischer Schönheit machen. Die Kraft des Zements trifft auf die Kreativität der Farbe und ermöglicht größten Gestaltungsspielraum.

ACHTUNG

Alle in dieser Farbkarte dargestellten Farben dienen nur als Beispiel, da sie eine fotografische Reproduktion der tatsächlichen Farben sind.

CREDITS

Isoplam® srl si riserva il diritto di modificare o sostituire alcuni dei campioni presenti nella cartella colori.

I colori rappresentati nel catalogo possono presentare differenze rispetto ai colori reali in quanto riproduzione fotografica della realtà.

Isoplam® srl reserves the right to modify or replace some of the samples contained in the color sample table. The colors shown in the catalog may have differences in respect to the real colors since they are a photographic reproduction of the real one.

Isoplam® srl se réserve le droit de modifier ou de remplacer une partie des échantillons dans le nuancier de couleurs.

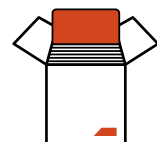
Les couleurs dans ce nuancier peuvent différer des couleurs réelles, parce que ce sont des reproductions photographiques de la réalité.

Isoplam® srl behält sich das Recht vor, einige der in der Farbkarte vorhandenen Muster zu verändern oder zu ersetzen.

Die in dem Katalog dargestellten Farben können sich von den tatsächlichen Farben unterscheiden, da sie ihre fotografische Reproduktion sind.

INDEX

- 4 PLAM STAMPABLE**
Plam Hardening
- 5 PLAM RELE**
Plam Rele
PLAM RENOVA
- 6 PLAM SPRAY**
Plam Hardening
- 8 ITALIAN TERRAZZO***
Deco Ghiaino
Plam Marble
- 10 MICROOVERLAY***
Microoverlay Base, Base Stardust, Medium, Finish
- 12 TERRAZZOVERLAY™**
Terrazzoverlay™
- 13 DECO NUVOLATO ISOPLAM***
Deco Nuvolato Isoplam®
- 14 SKYCONCRETE® INDOOR**
Plam Hardening
- 15 SKYCONCRETE® OUTDOOR**
Plam Hardening
- 16 DECO ACIDIFICATO**
Deco Nuvolato Isoplam®
Plam Acid
- 18 PLAM OVERLAY**
Plam Overlay
- 19 PAVILUX***
Pavilux®
PLAM OXID
- 20 PLAM STONE**
Plam Stone
Plam Paint
Plam Wax
- 21 PLAM ROCK**
Plam Rock
Plam Paint
Plam Wax
- 22 OXYDECOR***
Oxyrust
Oxyzinc
Oxycopper
PLAMINA



IT Campionario
 EN Samples
 FR Echantillons
 DE Muster
 Cod. P360001

IT PAVIMENTO STAMPATO
 EN STAMPED CONCRETE
 FR BÉTON IMPRIMÉ
 DE STEMPELBETON

PLAM STAMPABLE

IT Applicare Plam Hardening sul calcestruzzo fresco per conferire il colore di base, applicare il distaccante Plam Rele per dare la sfumatura e stampare con gli stampi in gomma.

EN Apply Plam Hardening on the fresh concrete to give the base color, apply the Plam Rele release agent to give the shade effect and apply the rubber stamps.

FR Appliquer Plam Hardening sur le béton frais pour donner la couleur de base, appliquer Plam Rele pour créer des nuances et appliquer les matrices en caoutchouc.

DE Plam Hardening auf den frischen Beton auftragen, damit die Grundfarbe entsteht, anschließend das Trennmittel Plam Rele, um die Schattierung zu realisieren und dann die Gummiformen anbringen.

Plam Hardening

IT Corazzante colorato in polvere per pavimento stampato.

EN Colored powder hardener for stamped concrete.

FR Colorant durcisseur en poudre pour béton imprimé.

DE Farbiges Pulver Härter für Stempelbeton.



WHITE



PLATINUM



LIGHT GRAY



TAUPE



MINERAL GRAY



SILVER



PIERRE BLUE



MEDIUM GRAY



DARK GRAY



OLD WHITE



TORTORA



CREMA



CHAMPAGNE



OAK




PALE ORANGE



STONE



OCRA SARDEGNA



SAHARA




SABBIA BOLOGNA




YELLOW SUN



ANTIQUÉ ROSE



TAWNY



CLAY




PECOS SAND




HAVANA



AUTUMN BROWN



*ROSE




PINK



TILE RED



RED MOUNTAIN




*BLUE CARIBBEAN



*SEAFOAM GREEN



*PHILLY BLU



*DEEP GREEN

IT *Colori disponibili su ordinazione.

EN *Colors available by order.

FR *Couleurs disponibles sur commande.

DE *Farben auf Bestellung erhältlich.

Plam Rele

IT Distaccante colorato per pavimento stampato.
EN Powder release agent for stamped concrete.
FR Poudre démoulante colorée pour béton imprimé.
DE Farbiges Trennmittel für Stempelbeton.


IT *Colori disponibili su ordinazione.
EN *Colors available by order.
FR *Couleurs disponibles sur commande.
DE *Farben auf Bestellung erhältlich.




INCOLORE




OLD WHITE




LIGHT GRAY



MEDIUM GRAY



DARK GRAY




CARBON BLACK




COOL WHITE




ANTIQUÉ ROSE




TAWNY




CLAY



AUTUMN BROWN




AUTUMN WOOD




NOCCIOLA



*ROSE



TILE RED



VICTORIAN RED



*PALE ORANGE



YELLOW SUN

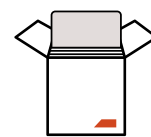


*DEEP GREEN

IT L'effetto finale della pavimentazione può variare in base al tipo di calcestruzzo, alla quantità di prodotto, alla combinazione Plam Hardening/Plam Rele scelta e al tipo di protettivo utilizzato.
EN The final effect of the floor may change based on the concrete, quantity of the product used, on the combination Plam Hardening/Plam Rele chosen and the type of protection used.
FR L'effet final du revêtement peut varier selon le type de béton, la quantité de produit utilisé, la combinaison Plam Hardening/Plam Rele choisie et le type de protection utilisé.
DE Die fertige Wirkung des Fußbodens richtet sich nach dem Beton, der Produktmenge, der ausgewählten Kombination von Plam Hardening/Plam Rele und die Art des verwendeten Schutzes.

Plam Renova


IT Additivo colorante effetto antichizzante per resine per pavimenti stampati.
EN Antique effect coloring additive for resins for stamped concrete.
FR Additif colorant à effet antique pour les résines pour béton imprimé.
DE Antikeffekt-Farbzusatz für Harze für Stempelbeton.




IT Campionario
EN Samples
FR Echantillons
DE Muster
 Cod. A012015



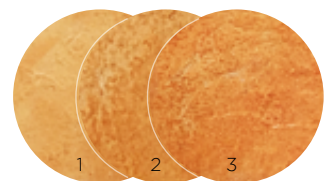
WHITE




ANTIQUÉ ROSE



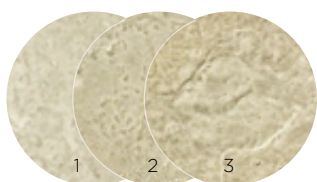
SAHARA




TAWNY



AUTUMN BROWN



MEDIUM GRAY



DARK GRAY

IT Gli effetti rappresentati sono realizzati su un fondo Plam Hardening white: l'effetto finale della pavimentazione varia in base alla colorazione esistente e al grado di diluizione di Plam Renova con Plam Sealing/L.
EN The represented effects are realized on a Plam Hardening white background: the final effect of the flooring varies according to the existing coloring and to the degree of dilution of Plam Renova with Plam Sealing/L.
FR Les effets représentés ont été réalisés sur un fond Plam Hardening white: l'effet final du revêtement de sol varie en fonction de la couleur existante et du degré de dilution du Plam Renova avec Plam Sealing/L.
DE Die dargestellten Effekte wurden auf einem weißen Hintergrund von Plam Hardening erzielt: der endgültige Effekt des Fußbodens hängt von der vorhandenen Farbe und dem Verdünnungsgrad von Plam Renova mit Plam Sealing/L ab.

IT PAVIMENTO SPRUZZATO
 EN SPRAY TEXTURE FLOOR
 FR BÉTON PULVÉRISÉ
 DE SPRITZ BETON

PLAM SPRAY

IT Miscelare Plam Hardening con Deco Bind e spatolare sulla pavimentazione per creare il colore della fuga. Creare la stessa miscela con colore diverso e spruzzarla con pistola, previa applicazione dello stencil carta. Rimuovere lo stencil.

EN Mix Plam Hardening with Deco Bind and apply by trowel over the floor to create the color of the grouts. Prepare the same mix with different color and apply it with a special gun. Remove the stencil.


FR Mélanger Plam Hardening avec Deco Bind et appliquer sur la surface avec une spatule pour créer la couleur des joints. Créez le même mélange avec une couleur différente et appliquer avec le pistolet, après l'application du pochoir. Enlever le pochoir.

DE Plam Hardening mit Deco Bind vermischen und auf den Fußboden aufspachteln, um die Fugenfarbe zu schaffen. Dieselbe Mischung erstellen mit unterschiedlichen Farben und nach der Anbringung des Schablonenpapiers mit der Pistole aufspritzen. Das Schablonenpapier entfernen.


Plam Hardening

IT Corazzante colorato per pavimento stencil spruzzato. **EN** Colored hardener for stencil floor.


FR Colorant concentré pour revêtements en béton pulvérisé. **DE** Farbiges Härter für den mit einer Schablone aufgespritzten Fußboden.




WHITE




PLATINUM




LIGHT GRAY




TAUPE




MINERAL GRAY




SILVER




PIERRE BLUE




MEDIUM GRAY




DARK GRAY




OLD WHITE




TORTORA




CREMA




CHAMPAGNE




OAK




PALE ORANGE




STONE




OCRA SARDEGNA




SAHARA




SABBIA BOLOGNA




YELLOW SUN




ANTIQUE ROSE




TAWNY




CLAY




PECOS SAND




HAVANA




AUTUMN BROWN




*ROSE




PINK




TILE RED




RED MOUNTAIN




*BLUE
CARIBBEAN



*SEAFOAM GREEN



*PHILLY BLU



*DEEP GREEN

IT *Colori disponibili su ordinazione.

EN *Colors available by order.

FR *Couleurs disponibles sur commande.

DE *Farben auf Bestellung erhältlich.



IT PAVIMENTO IN GHIAINO LAVATO
 EN EXPOSED AGGREGATE PAVING
 FR BÉTON DÉACTIVÉ
 DE WASCHBETON

ITALIANTERRAZZO®

IT Miscelare Deco Ghiaino con cemento e graniglie di marmo, stendere su calcestruzzo fresco (o duro, previa applicazione del primer). L'impasto si può levigare (per interno) o disattivare e lavare lasciando il sasso esposto (per esterno).
EN Mix the Deco Ghiaino with cement and marble chippings, spread it out over the fresh concrete (or over hard cement, with application of a primer), polish it (indoor) or deactivate and wash and leave the aggregates exposed (outdoor).
FR Mélanger Deco Ghiaino avec ciment et gravier de marbre, appliquer sur le béton frais (ou dur, avec l'application du primer d'accrochage), poncer la surface (pour l'intérieur) ou désactiver et laver en laissant le gravier exposé (pour l'extérieur).
DE Deco Ghiaino mit Zement und Marmorsplitt vermischen und auf den frischen Beton geben (oder nach der Verwendung des Primers auch auf den harten Beton). Das Gemisch kann geglättet (für Innenbereiche) oder deaktiviert und gewaschen werden, um den Stein in seiner vollen Schönheit zu zeigen (für Außenbereiche).

Deco Ghiaino

IT Colorante concentrato e fibrorinforzato per pavimento in ghiaino lavato. **EN** Concentrated dye and fiber reinforced for exposed aggregate paving. **FR** Adjuvant concentré coloré et fibro-renforcé pour béton désactivé. **DE** Konzentrierter unc faserverstärkter Farbstoff für Fußböden aus Waschbeton.


	GIALLO OCRA	MOGANO	CIPRIA	DUNA	INCOLORE
100% bianco white blanc weiß					
50% bianco white blanc weiß					
50% grigio gray gris grau					
100% grigio gray gris grau					

Plam Marble

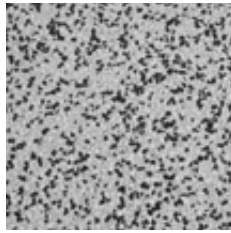
IT Graniglie di marmo tonde o spaccate. Vedi la mazzetta granulati. **EN** Marble chippings round or broken. See the marble chips chart. **FR** Gravier de marbre rond ou cassé. Voir le nuancier de gravier. **DE** Runde oder gebrochene Marmorsplitt. Siehe die Farbkarte.




Abaco risultati - Results - Résultats - Resultate



IT Deco Ghiaino: cipria
Cemento: bianco
Graniglia: spaccato 9-12 mm
30% giallo mori + 30 % bianco
Carrara + 30% rosso Verona + 10 %
verde Alpi
EN Cement: white
Aggregates: broken 9-12 mm



IT Deco Ghiaino: incolore
Cemento: bianco
Graniglia: spaccato 4-8 mm
80% bianco Carrara + 20% nero ebano
EN Cement: white
Aggregates: broken 4-8 mm



IT Deco Ghiaino: duna
Cemento: bianco + grigio
Graniglia: spaccato 9-12 mm
10% nero ebano + 60% rosso
Verona + 30% giallo Siena
EN Cement: white + gray
Aggregates: broken 9-12 mm



IT Deco Ghiaino: duna
Cemento: bianco
Graniglia: spaccato 9-12 mm
50% bianco Verona + 40% rosso
Verona + 10% giallo Siena
EN Cement: white
Aggregates: broken 9-12 mm




IT Deco Ghiaino: ocre
Cemento: bianco
Graniglia: spaccato 9-12 mm
100% giallo mori
EN Cement: white
Aggregates: broken 9-12 mm




IT Deco Ghiaino: giallo ocre
Cemento: bianco + grigio
Graniglia: ciottolo 9-12 mm
45% giallo mori + 45% rosa corallo
+ 10% grigio carnico
EN Cement: white + gray
Aggregates: round 9-12 mm




IT Deco Ghiaino: giallo ocre
Cemento: bianco + grigio
Graniglia: ciottolo 9-12 mm
50% bianco Verona + 50% giallo mori
EN Cement: white + gray
Aggregates: broken 9-12 mm




IT Deco Ghiaino: incolore
Cemento: bianco
Graniglia: ciottolo 9-12 mm
60% bianco Carrara + 40% nero
ebano
EN Cement: white
Aggregates: round 9-12 mm



IT Deco Ghiaino: incolore
Cemento: bianco
Graniglia: spaccato 9-12 mm
70% bianco Carrara + 30% giallo Siena
EN Cement: white
Aggregates: broken 9-12 mm



IT Deco Ghiaino: incolore
Cemento: bianco + grigio
Graniglia: spaccato 9-12 mm
40% giallo mori + 40% rosso
Verona
+ 20% verde Alpi
EN Cement: white + gray
Aggregates: broken 9-12 mm




IT Deco Ghiaino: incolore
Cemento: bianco + grigio
Graniglia: spaccato 9-12 mm
100% arabescato
EN Cement: white + gray
Aggregates: broken 9-12 mm



IT Deco Ghiaino: incolore
Cemento: grigio
Graniglia: spaccato 9-12 mm
100% verde Alpi
EN Cement: gray
Aggregates: broken 9-12 mm




IT Deco Ghiaino: incolore
Cemento: grigio
Graniglia: spaccato 9-12 mm
100% grigio carnico
EN Cement: gray
Aggregates: broken 9-12 mm



IT Deco Ghiaino: mogano
Cemento: bianco
Graniglia: spaccato 9-12 mm
50% giallo Siena + 50% rosa corallo
EN Cement: white
Aggregates: broken 9-12 mm



IT Deco Ghiaino: incolore
Cemento: bianco
Graniglia: spaccato 9-12 mm
80% bianco Carrara + 20% rosa
corallo
EN Cement: white
Aggregates: broken 9-12 mm



IT Deco Ghiaino: cipria
Cemento: bianco + grigio
Graniglia: spaccato 9-12 mm
100% arabescato
EN Cement: white + gray
Aggregates: broken 9-12 mm



IT Deco Ghiaino: cipria
Cemento: bianco
Graniglia: spaccato 9-12 mm
50% giallo Siena-50% bianco Verona
EN Cement: white
Aggregates: round 9-12 mm




IT Deco Ghiaino: incolore
Cemento: grigio
Graniglia: spaccato 9-12 mm
100% sasso di fiume
EN Cement: gray
Aggregates: round 9-12 mm




IT Deco Ghiaino: giallo ocre
Cemento: bianco
Graniglia: spaccato 9-12 mm
100% giallo Siena
EN Cement: white
Aggregates: broken 9-12 mm




IT Deco Ghiaino: mogano
Cemento: bianco
Graniglia: spaccato 9-12 mm
100% marrone
EN Cement: white
Aggregates: broken 9-12 mm




IT Deco Ghiaino: incolore
Cemento: bianco
Graniglia: spaccato 9-12 mm
33% verde Alpi + 33% arabescato +
33% giallo Siena
EN Cement: white
Aggregates: broken 9-12 mm



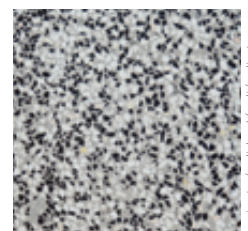
IT Deco Ghiaino: incolore
Cemento: bianco + grigio
Graniglia: spaccato 9-12 mm
65% verde Alpi + 35% grigio carnico
EN Cement: white + gray
Aggregates: broken 9-12 mm



IT Deco Ghiaino: incolore
Cemento: bianco
Graniglia: spaccato 9-12 mm
50% bianco Carrara + 50% grigio
carnico
EN Cement: white
Aggregates: round 9-12 mm



IT Deco Ghiaino: duna
Cemento: grigio
Graniglia: spaccato 9-12 mm
33% giallo Siena + 33% bianco Carrara
+ 33% rosso Verona
EN Cement: gray
Aggregates: broken 9-12 mm



IT Deco Ghiaino: incolore
Cemento: grigio
Graniglia: spaccato 9-12 mm
50% nero ebano + 50% bianco
Verona
EN Cement: gray
Aggregates: broken 9-12 mm

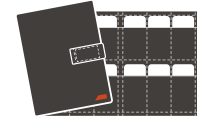
IT Deco Ghiaino conferisce alla pavimentazione il colore di base. L'effetto finale può variare in base al cemento utilizzato (bianco o grigio) e alla combinazione Deco Ghiaino e graniglia.

EN Deco Ghiaino gives the base color to the floor. The final effect may change based on the cement used (white or gray) and to the combination Deco Ghiaino and chippings.

FR Deco Ghiaino donne la couleur de base au revêtement. L'effet final peut changer en fonction de ciment utilisé (blanc ou gris) et la combinaison de Deco Ghiaino et de gravier.

DE Deco Ghiaino verleiht dem Fußboden die Grundfarbe. Der Endeffekt richtet sich nach dem verwendeten Zement (weiß oder grau) und der Kombination von Deco Ghiaino und den Splitt.

IT RIVESTIMENTO IN MICROCEMENTO A BASSO SPESSORE
 EN MICROCEMENT LOW THICKNESS COVERINGS
 FR REVÊTEMENT EN MICROBÉTON À FAIBLE ÉPAISSEUR
 FR BESCHICHTUNG AUS MIKROZEMENT MIT GERINGER STÄRKE



IT Campionario
 EN Samples
 FR Echantillons
 DE Muster
 Cod. A012002

MICROOVERLAY®

IT Aggiungere Plam Color a Liquid Polymer (100g/Kg), aggiungere la miscela a Microoverlay® Base, Base Stardust, Medium o Finish (white, light gray o gray).
 EN Add Plam Color at Liquid Polymer (100gr/Kg), add the mix to the Microoverlay® Base, Base Stardust, Medium or Finish (white, light gray or gray).
 FR Mélanger Plam Color au Liquid Polymer (100 g/Kg), ajouter le mélange au Microoverlay® Base, Base Stardust, Medium ou Finish (white, light gray ou gray).
 DE Plam Color zu Liquid Polymer hinzufügen (100g/Kg) und die Mischung zu Microoverlay® Base, Base Stardust, Medium oder Finish geben (weiß, hellgrau oder grau).

Microoverlay Base, Base Stardust, Medium, Finish

IT Miscela cementizia grossa, media e fine. EN Base, medium and finish cement mix.
 FR Mélange de ciment grossier, moyen et fin. DE Grobe, mittlere und feine Zementmischung


Colori della polvere - Powder colors



WHITE




LIGHT GRAY




GRAY


Effetti nelle varie granulometrie - Effects in various grain sizes




BASE




BASE
STARDUST



MEDIUM



FINISH



BASE + FINISH




BASE
STARDUST +
FINISH

Abaco risultati - Results - Résultats - Resultate



Microoverlay® medium: white ●
 Microoverlay® finish: white ●
 Plam Color: cotton ●



Microoverlay® medium: light gray ●
 Microoverlay® finish: light gray ●
 Plam Color: cotton ●



Microoverlay® medium: light gray ●
 Microoverlay® finish: light gray ●
 Plam Color: turtledove ●



Microoverlay® medium: white ●
 Microoverlay® finish: white ●
 Plam Color: turtledove ●



Microoverlay® medium: white ●
 Microoverlay® finish: white ●
 Plam Color: taupe ●



Microoverlay® medium: light gray ●
 Microoverlay® finish: light gray ●
 Plam Color: dark gray ●




Microoverlay® medium: white ●
 Microoverlay® finish: white ●
 Plam Color: dark gray ●




Microoverlay® medium: gray ●
 Microoverlay® finish: gray ●
 Plam Color: dark gray ●



Microoverlay® medium: light gray ●
 Microoverlay® finish: light gray ●
 Plam Color: carbon black ●



Microoverlay® medium: gray ●
 Microoverlay® finish: gray ●
 Plam Color: carbon black ●



Microverlay® medium: gray
Microverlay® finish: gray
Plam Color: gray



Microverlay® medium: white
Microverlay® finish: white
Plam Color: gray



Microverlay® medium: white
Microverlay® finish: white
Plam Color: ocean blue



Microverlay® medium: white
Microverlay® finish: white
Plam Color: blue caribbean



Microverlay® medium: white
Microverlay® finish: white
Plam Color: light blue



Microverlay® medium: white
Microverlay® finish: white
Plam Color: blue water



Microverlay® medium: gray
Microverlay® finish: gray
Plam Color: light blue



Microverlay® medium: white
Microverlay® finish: white
Plam Color: seafoam green



Microverlay® medium: light gray
Microverlay® finish: light gray
Plam Color: light blue



Microverlay® medium: white
Microverlay® finish: white
Plam Color: rosso



Microverlay® medium: white
Microverlay® finish: white
Plam Color: tile red



Microverlay® medium: white
Microverlay® finish: white
Plam Color: pink



Microverlay® medium: white
Microverlay® finish: white
Plam Color: mauve



Microverlay® medium: white
Microverlay® finish: white
Plam Color: smokey blue



Microverlay® medium: gray
Microverlay® finish: gray
Plam Color: autumn brown



Microverlay® medium: light gray
Microverlay® finish: light gray
Plam Color: autumn brown



Microverlay® medium: gray
Microverlay® finish: gray
Plam Color: tile red



Microverlay® medium: light gray
Microverlay® finish: light gray
Plam Color: marrone



Microverlay® medium: white
Microverlay® finish: white
Plam Color: marrone



Microverlay® medium: light gray
Microverlay® finish: light gray
Plam Color: clay



Microverlay® medium: white
Microverlay® finish: white
Plam Color: clay



Microverlay® medium: light gray
Microverlay® finish: light gray
Plam Color: autumn brown




Microverlay® medium: white
Microverlay® finish: white
Plam Color: yellow sun




Microverlay® medium: white
Microverlay® finish: white
Plam Color: avorio



Microverlay® medium: white
Microverlay® finish: white
Plam Color: nocciola



Microverlay® medium: white
Microverlay® finish: white
Plam Color: old white



Microverlay® medium: white
Microverlay® finish: white
Plam Color: oliva



Microverlay® medium: white
Microverlay® finish: white
Plam Color: sahara



Microverlay® medium: gray
Microverlay® finish: gray
Plam Color: nocciola

IT Campioni con resina Plam Pol.
EN Samples with Plam Pol resin.
FR Échantillons avec résine Plam Pol.
DE Proben mit Plam Pol Harz.

IT L'intensità e la tonalità del colore varieranno in funzione della quantità di Plam Color diluita in Microverlay Liquid Polymer e dal tipo di Microverlay utilizzato.

EN The intensity and the color tonality change is based on the quantity of Plam Color diluted in Microverlay Liquid Polymer and by the type of Microverlay used.

FR L'intensité et la teinte de la couleur peut varier en fonction de la quantité de Plam Color diluée dans le Microverlay Liquid Polymer et le type de Microverlay utilisé.

DE Farbstärke und Farbton sind von der in Microverlay Liquid Polymer verdünnten Produktmenge und dem verwendeten Microverlay-Typ abhängig.

IT PAVIMENTO MICRO VENEZIANA
 EN MICROTERRAZZO PAVING
 FR MICRO-TERRAZZO À LA VÉNITIENNE
 DE POLIERTE MIKROTERRAZZO



IT Campionario
 EN Samples
 FR Echantillons
 DE Muster
 Cod. A012012

TERRAZZOVERLAY™


IT Aggiungere Plam Color a Terrazzo Bond (100g/Kg), aggiungere la miscela a Terrazzo Mix white o gray e al marmo. Applicare la miscela e levigare.
EN Add Plam Color to Terrazzo Bond (100g/Kg), add the mixture to Terrazzo Mix white or gray and to marble. Apply the mixture and smooth.
FR Ajoutez Plam Color à Terrazzo Bond (100g/Kg), ajoutez le mélange à Terrazzo Mix white ou gray et au marbre. Appliquer le mélange et lisser.
DE Fügen Sie Plam Color zu Terrazzo Bond (100 g/kg) hinzu, fügen Sie die Mischung zu Terrazzo Mix white oder gray und zu Marmor hinzu. Die Mischung auftragen und glatt streichen.

Terrazzo Mix

IT Additivo in polvere per Terrazzoverlay.
EN Powder additive for Terrazzoverlay.
FR Additif en poudre pour Terrazzoverlay.
DE Pulveradditiv für Terrazzoverlay.

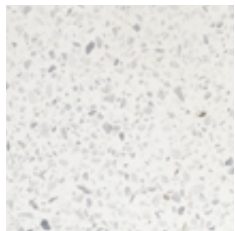


WHITE




GRAY


Abaco risultati - Results - Résultats - Resultate



Terrazzo Bond
 Terrazzo Mix: white
 Plam Color: cotton
 3-5 mm spacc. bianco Carrara




Terrazzo Bond
 Terrazzo Mix: white
 Plam Color: cotton
 1-3 mm spacc. bianco Carrara



Terrazzo Bond
 Terrazzo Mix: white
 Plam Color: taupe
 3-5 mm spacc. bianco Carrara



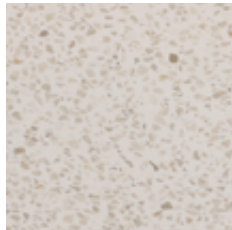
Terrazzo Bond
 Terrazzo Mix: white
 Plam Color: taupe
 1-3 mm spacc. bianco Carrara



Terrazzo Bond
 Terrazzo Mix: white
 Plam Color: turtledove
 3-5 mm spacc. Botticino



Terrazzo Bond
 Terrazzo Mix: white
 Plam Color: taupe
 1-3 mm spacc. Botticino



Terrazzo Bond
 Terrazzo Mix: white
 Plam Color: sahara
 3-5 mm spacc. Botticino




Terrazzo Bond
 Terrazzo Mix: white
 Plam Color: sahara
 1-3 mm spacc. Botticino



Terrazzo Bond
 Terrazzo Mix: white
 Plam Color: marrone
 3-5 mm spacc. Botticino




Terrazzo Bond
 Terrazzo Mix: white
 Plam Color: marrone
 1-3 mm spacc. Botticino




Terrazzo Bond
 Terrazzo Mix: white
 Plam Color: taupe
 3-5 mm spacc. occhialino



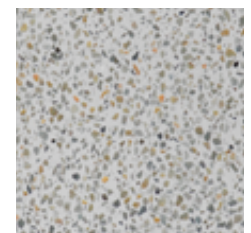
Terrazzo Bond
 Terrazzo Mix: white
 Plam Color: taupe
 1-3 mm spacc. occhialino




Terrazzo Bond
 Terrazzo Mix: white
 Plam Color: gray
 3-5 mm spacc. occhialino




Terrazzo Bond
 Terrazzo Mix: white
 Plam Color: gray
 1-3 mm spacc. occhialino



Terrazzo Bond
 Terrazzo Mix: white
 Plam Color: gray
 3-5 mm spacc. occhialino




Terrazzo Bond
 Terrazzo Mix: white
 Plam Color: dark gray
 1-3 mm spacc. occhialino



Terrazzo Bond
 Terrazzo Mix: white
 Plam Color: cotton
 3-5 mm spacc. occhialino



Terrazzo Bond
 Terrazzo Mix: white
 Plam Color: cotton
 1-3 mm spacc. occhialino



Terrazzo Bond
 Terrazzo Mix: gray
 Plam Color: carbon black
 3-5 mm spacc. nero ebano



Terrazzo Bond
 Terrazzo Mix: gray
 Plam Color: carbon black
 1-3 mm spacc. nero ebano


IT PAVIMENTO IN CEMENTO CON EFFETTO NUVOLATO
 EN CONCRETE FLOOR WITH THE NUVOLATO EFFECT
 FR BÉTON CIRÉ "NUVOLATO"
 DE NUVOLATO BETON

DECO NUVOLATO ISOPLAM®


IT Spolverare Deco Nuvolato sul calcestruzzo fresco e passare con macchina frattazzatrice per creare l'effetto nuvolato e con più o meno ombreggiature.
 EN Spread Deco Nuvolato on fresh concrete and use the power trowel to create shading and cloudy effect.
 FR Saupoudrer Deco Nuvolato sur le béton frais et utiliser une truelle mécanique pour obtenir l'effets nuageux et des ombrage.
 DE Deco Nuvolato auf den frischen Beton streuen und mithilfe einer Glättmaschine die Wolken und Schatten bilden.

Deco Nuvolato Isoplam


IT Corazzante colorato per pavimento nuvolato. EN Colored hardener for nuvolato floor.
 FR Durcisseur coloré pour sol en béton ciré. DE Farbige Härter für Nuvolato Boden.




WHITE




PLATINUM




LIGHT GRAY




TAUPE




MINERAL GRAY




SILVER




PIERRE BLUE




MEDIUM GRAY




DARK GRAY




OLD WHITE




TORTORA




CREMA




CHAMPAGNE




OAK




PALE ORANGE




STONE




OCRA SARDEGNA



SAHARA




SABBIA BOLOGNA




YELLOW SUN




ANTIQUÉ ROSE



TAWNY




CLAY




PECOS SAND




HAVANA




AUTUMN BROWN




*ROSE




PINK




TILE RED




RED MOUNTAIN




BLUE CARIBBEAN



SEAFOAM GREEN



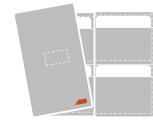
PHILLY BLU



DEEP GREEN

IT Light gray è disponibile a magazzino.
 Gli altri colori sono disponibili su ordinazione min. 1500 Kg.
 EN Light gray is available in stock.
 The other colors are available on order min. 1500 Kg.
 FR Light gray est disponible en stock.
 Les autres couleurs sont disponibles sur commande min. 1500 Kg.
 DE Light gray ist ab Lager lieferbar.
 Die anderen Farben sind auf Bestellung min. 1500 kg.

IT CEMENTO RESINA NUVOLATO 4 MM DI SPESSORE
 EN NUVOLATO CEMENT RESIN 4MM THICKNESS
 FR BÉTON CIRÉ "NUVOLATO" 4MM D'ÉPAISSEUR
 DE NUVOLATO-EFFEKTS ZEMENT 4MM DICKE




IT Campionario
 EN Samples
 FR Echantillons
 DE Muster
 Cod. A012013

SKYCONCRETE® INDOOR

IT Miscelare Plam Hardening con Skybond, applicare la miscela e lavorare con la macchina frattazzatrice fino ad ottenere l'effetto nuvolato desiderato.
 EN Mix Plam Hardening with Skybond, apply the mixture and work with the power trowel machine until the desired cloud effect is obtained.
 FR Mélanger Plam Hardening avec Skybond, appliquer le mélange et travailler à la truelle mécanique jusqu'à obtention de l'effet de trouble souhaité.
 DE Mischen Sie Plam Hardening mit Skybond, tragen Sie die Mischung auf und arbeiten Sie mit der Kellenmaschine, bis der gewünschte Trübungseffekt erreicht ist.

Plam Hardening


IT Corazzante colorato per pavimento nuvolato Skyconcrete . EN Colored hardener for Skyconcrete nuvolato floor.
 FR Durcisseur coloré pour sol en béton ciré Skyconcrete . DE Farbiges Härter für Skyconcrete Nuvolato Boden.




WHITE




PLATINUM




LIGHT GRAY



TAUPE



MINERAL GRAY



SILVER




PIERRE BLUE




MEDIUM GRAY




DARK GRAY




OLD WHITE




TORTORA




CREMA




CHAMPAGNE




OAK




PALE ORANGE




STONE




OCRA SARDEGNA



SAHARA




SABBIA BOLOGNA




YELLOW SUN




ANTIQUÉ ROSE



TAWNY




CLAY



PECOS SAND




HAVANA




AUTUMN BROWN




*ROSE




PINK




TILE RED




RED MOUNTAIN




*BLUE CARIBBEAN



*SEAFOAM GREEN




*PHILLY BLU



*DEEP GREEN

IT *Colori disponibili su ordinazione.
 EN *Colors available by order.
 FR *Couleurs disponibles sur commande.
 DE *Farben auf Bestellung erhältlich.

IT CEMENTO RESINA NUVOLATO EFFETTO MATERICO 4 MM DI
 SPESSORE
 EN MATERIAL EFFECT CEMENT RESIN 4MM THICKNESS
 FR BÉTON CIRÉ EFFET MATERIEL 4MM D'ÉPAISSEUR



IT Campionario
 EN Samples
 FR Echantillons
 DE Muster
 Cod. A012014

SKYCONCRETE® OUTDOOR

IT Miscelare Plam Hardening con Skybond, applicare la miscela e lavorare con spatolone flessibile.
 EN Mix Plam Hardening with Skybond, apply the mixture and work with a flexible spatula.
 FR Mélanger Plam Hardening avec Skybond, appliquer le mélange et travailler avec une spatule flexible.
 DE Mischen Sie Plam Hardening mit Skybond, tragen Sie die Mischung auf und arbeiten Sie mit einem flexiblen Spatel.

Plam Hardening

IT Corazzante colorato per pavimento materico Skyconcrete . EN Colored hardener for Skyconcrete material floor.
 FR Durcisseur coloré pour sol en béton matériel Skyconcrete . DE Farbiges Härter für Skyconcrete material Boden.



WHITE



PLATINUM



LIGHT GRAY




TAUPE



MINERAL GRAY



SILVER



PIERRE BLUE



MEDIUM GRAY



DARK GRAY



OLD WHITE



TORTORA



CREMA



CHAMPAGNE



OAK



PALE ORANGE



STONE



OCRA SARDEGNA



SAHARA



SABBIA BOLOGNA




YELLOW SUN




ANTIQUÉ ROSE



TAWNY



CLAY



PECOS SAND



HAVANA




AUTUMN BROWN




*ROSE



PINK



TILE RED




RED MOUNTAIN




*BLUE
CARIBBEAN



*SEAFOAM GREEN



*PHILLY BLU



*DEEP GREEN

IT *Colori disponibili su ordinazione.
 EN *Colors available by order.
 FR *Couleurs disponibles sur commande.
 DE *Farben auf Bestellung erhältlich.

IT PAVIMENTO ACIDIFICATO
 EN ACID STAIN CONCRETE
 FR BÉTON ACIDIFIÉ
 DE FARBMARMORIERUNG BETON

DECO ACIDIFICATO

IT Applicare Plam Acid al pavimento in calcestruzzo già finito con Deco Nuvolato Isoplam, Microverlay o Skyconcrete.
EN Apply Plam Acid on finished concrete floors with Deco Nuvolato Isoplam, Microverlay or Skyconcrete.
FR Appliquer Plam Acid sur le béton déjà fini avec Deco Nuvolato Isoplam, Microverlay ou Skyconcrete.
FR Plam Acid anwendung auf fertigen Betonböden mit Deco Nuvolato Isoplam, Microverlay oder Skyconcrete.

Deco Nuvolato Isoplam®

IT Corazzante colorato da usare come base per pavimento in calcestruzzo acidificato .
EN Colored hardener used like base for acid stained concrete floors.
FR Colorant durcisseur d'utiliser comme base pour le béton acidifié.
DE Farbige Härter als Grundierung für gesäuerte Betonböden.



LIGHT GRAY



MEDIUM GRAY

Plam Acid

IT Acido colorante a base acqua.
EN Water-based coloring acid stain.
FR Acide coloré à base d'eau.
DE Gesäuerte Farbe auf wasserbasis.



TOPAZIO



AMBRA



SABBIA




*MARRONE




BRONZO



*NERO



*GRIGIO



GRANATO VERDE



ACQUAMARINA



TURCHESE

IT I colori Acquamarina, Turchese e Granato Verde devono essere utilizzati solo per applicazioni interne e con calcestruzzo maturo, in quanto possono reagire con l'acqua e scurirsi o creare macchie nere in presenza di troppa umidità.
EN The colors Acquamarina, Turchese and Granato Verde must be used only for indoor applications and with mature concrete, because they may react with water and become darken or create black spots in the presence of high humidity.
FR Les couleurs Acquamarina, Turchese et Granato Verde doivent être utilisés pour des applications internes et sur béton bien mature, car ils peuvent réagir avec l'eau et assombrir ou créer des points noirs en présence de trop d'humidité.
DE Die Farben Acquamarina, Turchese und Granato Verde dürfen nur für Innenbereiche und mit ausgereiftem Beton verwendet werden, da sie mit Wasser reagieren und nachdunkeln oder bei zu großer Feuchtigkeit schwarze Flecken bilden können.

IT Campioni realizzati con corazzante Deco Nuvolato Light Gray e Deco Nuvolato Medium Gray (*).
EN Samples realized with Deco Nuvolato Light Gray and Deco Nuvolato Medium Gray (*).
FR Echantillons réalisés avec Deco Nuvolato Light Gray et Deco Nuvolato Medium Gray (*).
DE Mit dem Härter Deco Nuvolato Light Gray und Deco Nuvolato Medium Gray (*)realisierte Muster.



IT PAVIMENTO A BASSO SPESSORE
 EN LOW THICKNESS OVERLAY
 FR MICROCHAPE À FAIBLE ÉPAISSEUR
 DE FUSSBODEN NIEDRIGER DICKE


PLAM OVERLAY

IT Corazzante colorato da miscelare con acqua e stendere su calcestruzzo fresco o duro, previo utilizzo di primer di aggancio, creando uno spessore di 1,5/2 cm, da lavorare con macchina frattazzatrice o levigare.


EN Color dyed powder to mix with water, to apply over fresh concrete or hard, with application of primer, it creates a thickness of 1,5/2 cm, work with a trowel machine or smooth.

FR Poudre colorée à mélanger avec de l'eau, à appliquer sur le béton frais ou dur, avec le primaire d'accrochage, pour créer une épaisseur de 1,5/2 cm, travailler avec une truelle ou lisser.


DE Farbiges Härter, das mit Wasser zu vermischen und auf den frischen Beton oder nach der Verwendung des Primers auch auf harten Beton aufzutragen ist, wodurch eine Dicke von 1,5/2 cm gebildet wird, mit einer Kellenmaschine arbeiten oder glatt.




WHITE




PLATINUM




LIGHT GRAY




TAUPE




MINERAL GRAY




SILVER




PIERRE BLUE




MEDIUM GRAY




DARK GRAY




OLD WHITE




TORTORA




CREMA




CHAMPAGNE




OAK




PALE ORANGE




STONE




OCRA SARDEGNA




SAHARA




SABBIA BOLOGNA




YELLOW SUN




ANTIQUE ROSE




TAWNY




CLAY




PECOS SAND




HAVANA




AUTUMN BROWN




PINK




TILE RED




RED MOUNTAIN




BLUE CARIBBEAN




SEAFOAM GREEN




PHILLY BLU




DEEP GREEN




CEMENTO




LAVAGNA



MIELE



CUOIO



RUBINO



BOSCO

IT Cemento è disponibile a magazzino. Gli altri colori sono disponibili su ordinazione min. 1500 Kg.

EN Cemento is available in stock. The other colors are available on order min. 1500 Kg.

FR Cemento est disponible en stock. Les autres couleurs sont disponibles sur commande min. 1500 Kg.

DE Cemento ist ab Lager lieferbar. Die anderen Farben sind auf Bestellung min. 1500 kg.

IT PAVIMENTO INDUSTRIALE
EN INDUSTRIAL CONCRETE
FR BÉTON INDUSTRIEL
DE INDUSTRIEBÖDEN

PAVILUX®

IT Corazzante in polvere da applicare su calcestruzzo fresco e lisciare con macchina frattazzatrice. Per grandi superfici industriali.


EN Powder hardener to spread over fresh concrete and work over with the power trowel. For big industrial floors.

FR Durcisseur en poudre qui doit être saupoudré sur béton frais et lissé avec truelle mécanique. Pour les grandes surfaces industrielles.

DE Härter, das auf den frischen Beton aufzutragen und mit einer Glättmaschine zu glätten ist. Für große Industrieflächen.



CEMENTO




LAVAGNA




MIELE



CUOIO



RUBINO



BOSCO

PLAM OXID

IT Pigmenti resistenti ai raggi UV per calcestruzzo.


EN UV resistant pigments for concrete.

FR Pigments UV résistant pour béton.


DE UV-beständige Pigmente für Beton.




WHITE




BLACK




BROWN




YELLOW




ORANGE



RED



BLUE



GREEN

IT L'effetto finale della pavimentazione può variare in base al tipo di calcestruzzo e alla quantità di prodotto utilizzata.

EN The final effect of the floor may change based on the type of concrete and to the quantity of the product used.

FR L'effet final du revêtement peut varier selon le type de béton et la quantité de produit utilisé.

DE Die endgültige Wirkung richtet sich nach dem eingesetzten Betontyp und der verwendeten Produktmenge.

IT MURO STAMPATO
 EN STAMPED WALL
 FR ENDUIT IMPRIMÉ
 DE STEMPELPUTZ

PLAM STONE

Plam Stone

IT Malta premiscelata per muro stampato. EN Premixed mortar for stamped wall.
 FR Enduit pré-mélangé pour mur imprimé. DE Vorgemischter Mörtel für Stempelputz.



WHITE



IVORY



GRAY

Plam Paint

IT Pasta colorante a base acqua per muro stampato. EN Water base color for stamped walls.
 FR Pâte colorante à base d'eau pour mur imprimé. DE Farbpaste auf Wasserbasis für Stempelputz.



WHITE



MEDIUM GRAY



DARK GRAY



BROWN



YELLOW



OLD YELLOW



SAHARA



ROSE



TILE RED



RED



DEEP GREEN

Plam Wax

IT Cera neutra o colorata per muro stampato. EN Neutral or colored wax for stamped walls.
 FR Cire neutre ou colorée pour mur imprimé. DE Farbloses oder farbiges Wachs für Stempelputz.



WHITE



GRIGIO PERLA



GRIGIO SASSO



GRIGIO



BLACK



BROWN



COCCIO PESTO




OLIVE



GIALLO TUFO



YELLOW



TERRA



BRICK

IT L'effetto finale potrà variare dalla quantità di prodotto utilizzata e dal sistema di applicazione. I colori sono pronti all'uso o diluibili con acqua e possono essere miscelati tra loro.
 EN The final effect may change due to the quantity of product used and by the method of application. The colors are ready for use or dilutable with water and they may be mixed among them.

FR L'effet final varie en fonction de la quantité de produit utilisé et du système d'application.
 Les couleurs sont prêtes à l'emploi ou diluable avec de l'eau et peuvent être mélangées entre elles.

DE Die endgültige Wirkung richtet sich nach der verwendeten Produktmenge und dem Anwendungssystem. Die Farben sind gebrauchsfertig oder mit Wasser verdünnbar und können miteinander vermischt werden.

IT ROCCE ARTIFICIALI
 EN ARTIFICIAL ROCKS
 FR FAUSSES PIERRES
 DE KUNSTFELSEN

PLAM ROCK

Plam Rock

IT Malta premiscelata per rocce artificiali. EN Premixed mortar for artificial rocks.
 FR Enduit pré-mélangé pour fausses pierres. DE Vorgemischter Mörtel für Kunstfelsen.



WHITE



BRUNO

Plam Paint

IT Pasta colorante a base acqua per rocce artificiali. EN Water base color paste for artificial rocks.
 FR Pâte colorante à base d'eau pour fausses pierres. DE Farbpaste auf Wasserbasis für Kunstfelsen.




WHITE




MEDIUM GRAY




DARK GRAY



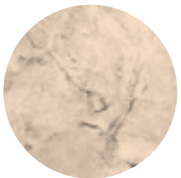
BROWN




YELLOW




OLD YELLOW




SAHARA




ROSE



TILE RED



RED



DEEP GREEN

Plam Wax

IT Cera neutra o colorata per rocce artificiali. EN Neutral or colored wax for artificial rocks.
 FR Cire neutre ou colorée pour fausses pierres. DE Farbloses oder buntes Wachs für Kunstfelsen.



WHITE



GRIGIO PERLA



GRIGIO SASSO



GRIGIO



BLACK




BROWN



COCCIO PESTO




OLIVE



GIALLO TUFO



YELLOW



TERRA



BRICK

IT L'effetto finale potrà variare dalla quantità di prodotto utilizzata e dal sistema di applicazione. I colori sono pronti all'uso o diluibili con acqua e possono essere miscelati tra loro.
 EN The final effect may change due to the quantity of product used and by the method of application. The colors are ready for use or dilutable with water and they may be mixed among them.

FR L'effet final varie en fonction de la quantité de produit utilisé et du système d'application.
 Les couleurs sont prêtes à l'emploi ou diluable avec de l'eau et peuvent être mélangées entre elles.

DE Die endgültige Wirkung richtet sich nach der verwendeten Produktmenge und dem Anwendungssystem. Die Farben sind gebrauchsfertig oder mit Wasser verdünnbar und können miteinander vermischt werden.

IT RIVESTIMENTI DECORATIVI EFFETTO CORTEN / ZINCO / RAME
 EN DECORATIVE COVERINGS CORTEN / ZINC / COPPER EFFECT
 FR REVÊTEMENTS DÉCORATIFS CORTEN / ZINC / CUIVRE
 DE ZIERBESCHICHTUNGEN CORTEN-EFFEKT / ZINK / KUPFER

OXYDECOR®

IT Applicare Oxyrust Primer e 2 strati di Oxyrust Paint per effetto ruggine; applicare Deco Primer Finish e 2 strati di Oxyzinc Liquid + Oxyzinc Powder per effetto zinco. Applicare Deco Primer Finish, 1 strato di Oxyzinc Liquid + Powder, 1 strato disuniforme di Oxyrust Paint. Completare applicando ossidante, attivatore e protettivo specifico.
EN Apply Oxyrust Primer and 2 layers of Oxyrust Paint for rust effect. Apply Deco Primer Finish and 2 layers of Oxyzinc Liquid + Oxyzinc Powder for zinc effect. Apply Deco Primer Finish, 1 layer of Oxyzinc Liquid + Powder, 1 uneven layer of Oxyrust Paint. Complete applying the oxidant, the activator and the specific protective.
FR Appliquer Oxyrust Primer et 2 couches de Oxyrust Paint pour effet rouille. Appliquer Deco Primer Finish et 2 couches de Oxyzinc Liquid + Oxyzinc Powder pour effet zinc. Appliquer Deco Primer Finish, 1 couche de Oxyzinc Liquid + Powder, 1 couche inégale de peinture Oxyrust. Compléter l'application avec l'oxydant, l'activateur et la protection spécifique.
DE Oxyrust Primer sowie 2 Schichten Oxyrust Paint für den Rost-Effekt anbringen. Deco Primer Finish auftragen und 2 Schichten Oxyzinc Liquid + Oxyzinc Powder für den Zink-Effekt. Tragen Sie Deco Primer Finish, 1 Schicht Oxyzinc Liquid + Powder, 1 Schicht Oxyrust Paint auf. Den Vorgang durch die Verwendung des Oxidations, des Aktivators und spezifischer Schutzmittels abschließen.

Oxyrust

IT Effetto Corten. **EN** Corten effect.
FR Effet Corten. **DE** Corten Effekt.



Oxyzinc

IT Effetto zinco. **EN** Zinc effect.
FR Effet zinc. **DE** Zink-Effekt.



Oxycopper


IT Effetto ramato. **EN** Copper effect.
FR Effet cuivre. **DE** Kupfer -Effekt.




Oxyrust Verderame



Oxyrust Verderame Antico




Oxyrust Verderame Brunito



IT RIVESTIMENTI DECORATIVI EFFETTO METALLO
 EN METAL EFFECT DECORATIVE COVERINGS CORTEN
 FR REVÊTEMENTS DÉCORATIFS EFFET EFFET MÉTAL
 DE ZIERBESCHICHTUNGEN METALL-EFFEKT

PLAMINA


IT Applicare una mano di miscela Plamina. Ad asciugatura avvenuta, levigare la superficie. Lucidare la superficie con prodotto specifico.
EN Apply a coat of Plamina mixture. After drying, sand the surface. Polish the surface with a specific product.
FR Appliquer une couche de mélange Plamina. Après séchage, poncez la surface. Polissez la surface avec un produit spécifique.
DE Tragen Sie eine Schicht Plamina-Mischung auf. Nach dem Trocknen die Oberfläche schleifen. Polieren Sie die Oberfläche mit einem bestimmten Produkt.



FERRO



BRONZO



ZINCO



RAME



OTTONE



STAGNO

Referenze e collaborazioni

References and collaborations

Références et collaborations

Referenzen und Zusammenarbeit

ALPINESTARS S.P.A. - ASOLO, ITALIA

GAERNE S.P.A. - MASER, ITALIA

STILE ITALIANO EYEWEAR - ASOLO, ITALIA

SIDI - MASER, ITALIA

CAMPLUS GUEST - PALERMO, ITALIA

B&B DESTINO DI NORA - SARDEGNA, ITALIA

BOUYGUES BÂTIMENT INT. - VERSAILLES, FRANCIA

PORSCHE

CENTRO ALZHEIMER - CASTELFRANCO VENETO, ITALIA

HUGO BOSS STORE - FIRENZE, ITALIA

GUESS STORE - EUROPE

CMP F.LLI CAMPAGNOLO - BASSANO D.G., ITALIA

DECATHLON - BASIANO / OLBIA, ITALIA

MARLBORO

MARCOLIN EYEWEAR - LONGARONE, ITALIA

ELECTROLUX - SANTA LUCIA DI PIAVE, ITALIA

ECLISSE SRL - PIEVE DI SOLIGO, ITALIA

EXPO 2015 PADIGLIONE NEPAL - MILANO, ITALIA

DISTILLERIE POLI 1898 - BASSANO D.G., ITALIA

QC TERME DOLOMITI - VAL DI FASSA, ITALIA

ACQUARIO XANADÚ - MADRID, SPAGNA

CLUBMED - CEFALÚ, ITALIA

ORF RADIO - VIENNA, AUSTRIA

LICEO PRIMO LEVI - MONTEBELLUNA, ITALIA

DURANTE UFFICIO - MASER, ITALIA

RISTORANTE MIMI & COCOTTE - TRIESTE, ITALIA

STADIO DEL GHIACCIO BARYS ARENA - ASTANA, KAZAKISTAN

ENERGYLANDIA PARK - ZATOR, POLONIA

PARCO DIVERTIMENTI MIRNOVEC - CROAZIA

GABER SPA - CAERANO DI SAN MARCO, ITALIA

IZAKAYA BAMBI - GIAPPONE

ZALF SPA - MASER, ITALIA

DAZIO GARDEN BAR - TREVISO, ITALIA

CIDE WINERY - MARENO DI PIAVE (TV), ITALIA

PALESTRA POLIFUNZIONALE - PIEVE DI SOLIGO (TV)

CONAD SUPERMERCATI - ASOLO (TV), ITALIA

H-FARM CAMPUS - TREVISO, ITALIA

JAUNĀ TEIKA DISTRICT - RIGA, LETTONIA

VILLA JANO - BOLOGNA, ITALIA

DUVETICA - MILANO, ITALIA

AZIENDA AGRICOLA CEUSO - TRAPANI, ITALIA

BOOKSHOP ORTO BOTANICO - PADOVA, ITALIA

CARTIERE PRO-GEST GROUP - ISTRANA, ITALIA

KUBORAUM - BERLINO, GERMANIA

THE ITALIAN LAB - PORDENONE, ITALIA

OLMET ITALY - TREVISO, ITALIA

FONDAZIONE LA FORNACE - ASOLO (TV), ITALIA

CHIA LAGUNA RESORT - CAGLIARI, ITALIA

SAL CATANIA - CATANIA, ITALIA

RESIDENCE CAPO CAMPOLATO - SIRACUSA, ITALIA

STUDIO KUADRA ARCHITETTURA E DESIGN - CUNEO, ITALIA

UNICO ITALIAN DELICACIES - LONDRA, UK

BIOMEDICA SIS.TER. S.P.A. - MODENA, ITALIA

L2K ENG - CASTEL SAN GIOVANNI, ITALIA

POLO LOGISTICO IMPRESA TONON - FIUMICINO, ITALIA

OK BAR - LUGANO, SVIZZERA

MONTE BAY RETREAT, LUXURY HOTEL - MONTENEGRO

CP COMPANY BERLINO PREMIUM FAIR - GERMANIA

GOLDEN DRILLER - PARCO FRAISPERTUIS - JEANMÉNIL,
FRANCIA

HOTEL STELLAMARE - CAORLE, ITALIA

FASHION PUB SOTTOVENTO - LAGO DELLE ANTILLE, TREVISO

CARTOLERIA MARCO - ROVERETO (TN)

WATER TERMINAL, AEROPORTO MARCO POLO - VENEZIA

PARCHEGGIO INTERRATO PIAZZA PRIMO MAGGIO - UDINE

CALZATURIFICIO PLAYSPOUT - ALTIVOLE (TV)

VILLA RENNA - FRANCOFONTE, ITALIA

BAIE DI CARICO CENTRO LOGISTICO LICATA, ITALIA

BRICOMAN - ROMA, ITALIA

LA RAFFA GUEST HOUSE - MILANO, ITALIA

SISTER SPA - CREMONA, ITALIA

OTIUM RESORT - CASERTA, ITALIA

KIRKERHOF BOUTIQUE HOTEL - SUDTIROL, ITALIA

BARDIN GARDEN CENTER - LANCENIGO (TV), ITALIA

SHOWROOM LACOSTE - COREA

WINE HOTEL SAN GIACOMO - PADERNO DEL GRAPPA (TV)

CA' SCARPA - TREVISO, ITALIA

CAMPUS INFINITE AREA - MONTEBELLUNA (TV)

VILLA PASTEGA MANERA - VILLORBA, ITALIA

MUSEO LUIGI BAILO - TREVISO (TV)

I_Distribuito da:
E_Delivered by:
F_Distribué par:
D_Vertrieben durch:

rev. 04-2022

Isoplam srl

Via Enrico Mattei, 4
31010 Maser (TV) Italy
Tel. +39 0423 925023

info@isoplam.it
www.isoplam.it

